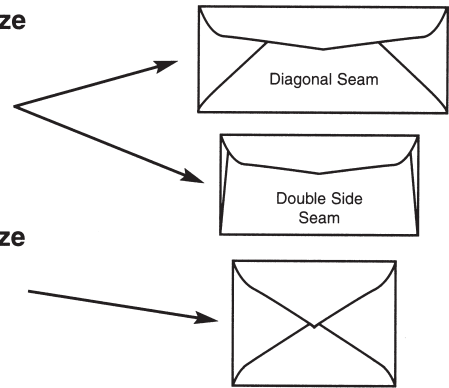


Commercial

| | | | |
|--------------|----------------------|--------------|----------------------|
| Style | Envelope Size | Style | Envelope Size |
| #6¼ | 3½" x 6" | #9 | 3⅞" x 8⅞" |
| #6¾ | 3⅝" x 6½" | #10 | 4¼" x 9½" |
| #7 | 3¾" x 6¾" | #11 | 4½" x 10⅝" |
| #7¼ | 3⅞" x 7½" | #12 | 4¾" x 11" |
| #8½ | 3⅞" x 8⅝" | #14 | 5" x 11½" |

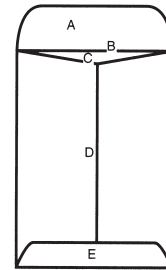


Social & Baronial

| | | | |
|--------------|----------------------|--------------|----------------------|
| Style | Envelope Size | Style | Envelope Size |
| 4 Baronial | 3⅝" x 5⅝" | Belmont | 4¼" x 6¼" |
| 5 Baronial | 4⅞" x 5½" | 6 Baronial | 4¾" x 6⅞" |
| Astor | 3⅝" x 5⅝" | Lee | 5¼" x 7¼" |
| 5½ Baronial | 4⅞" x 5¾" | | |

Open End Catalog

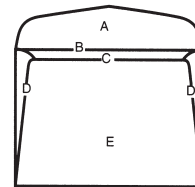
| | | | |
|--------------|----------------------|--------------|----------------------|
| Style | Envelope Size | Style | Envelope Size |
| #7 Glove | 4" x 6⅝" | #12½ Catalog | 9½" x 12½" |
| #1 Scarf | 4⅝" x 6¾" | #13½ Catalog | 10" x 13" |
| #3 Scarf | 5" x 7½" | #14½ Catalog | 11½" x 14½" |
| #6 Scarf | 5½" x 8¼" | #15 Catalog | 10" x 15" |
| #1 Catalog | 6" x 9" | #15½ Catalog | 12" x 15½" |
| #1¼ Catalog | 6½" x 9½" | #10 Policy | 4½" x 9½" |
| #3 Catalog | 7" x 10" | #11 Policy | 4½" x 10⅝" |
| #6 Catalog | 7½" x 10½" | #12 Policy | 4¾" x 11" |
| #9¾ Catalog | 8¾" x 11¼" | #14 Policy | 5" x 11½" |
| #10½ Catalog | 9" x 12" | | |



OPEN END
 A. Seal Flap Length
 B. Seal Flap Scores
 C. Throat
 D. Center Seam
 E. Bottom Seam

Open Side Booklet


| | | | |
|--------------|----------------------|--------------|----------------------|
| Style | Envelope Size | Style | Envelope Size |
| #3 | 4¾" x 6½" | #7½ | 7½" x 10½" |
| #5 | 5½" x 8⅞" | #9 | 8¾" x 11½" |
| #6 | 5¾" x 8⅞" | #9½ | 9" x 12" |
| #6½ | 6" x 9" | #10 | 9½" x 12⅝" |
| #6¾ | 6½" x 9½" | #13 | 10" x 13" |
| #7¼ | 7" x 10" | | |



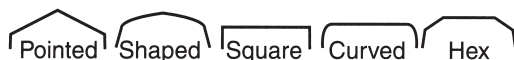
OPEN SIDE
 A. Seal Flap Length
 B. Seal Flap Scores
 C. Throat
 D. Side Seam
 E. Back

Announcements

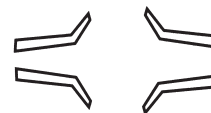
| | | | | |
|------------------------|----------------------|---------------------------|-------------------------------------|------------------------------------|
| Styles | Envelope Size | Sheet (Flat Sizes) | Narrowfold Card (Flat Sizes) | Broadfold Card (Flat Sizes) |
| A2 (Square Flap) | 4⅞" x 5¾" | 8½" x 11" | 4¼" x 11" | 5½" x 8½" |
| A6 (Square Flap) | 4¾" x 6½" | 9" x 12½" | 4½" x 12½" | 6¼" x 9" |
| A7 (Square Flap) | 5¼" x 7¼" | 10" x 14" | 5" x 14" | 7" x 10" |
| A8 (Square Flap) | 5½" x 8⅞" | 10½" x 15½" | 5¼" x 15½" | 7¾" x 10½" |
| A10 (Square Flap) | 6" x 9½" | 11½" x 18½" | 5¾" x 18½" | 9¼" x 11½" |
| Slimline (Square Flap) | 3⅞" x 8⅞" | 7½" x 17¼" | 3¾" x 17¼" | 7½" x 8⅞" |



Flap Styles



CUTTING TERMS
HIGH DIE: a formed steel die shaped to one particular size and envelope only.



ADJUSTABLE BLADE: sheets are squared to exact envelope dimensions and corners are cut away to form envelope shapes. Corners are square.